


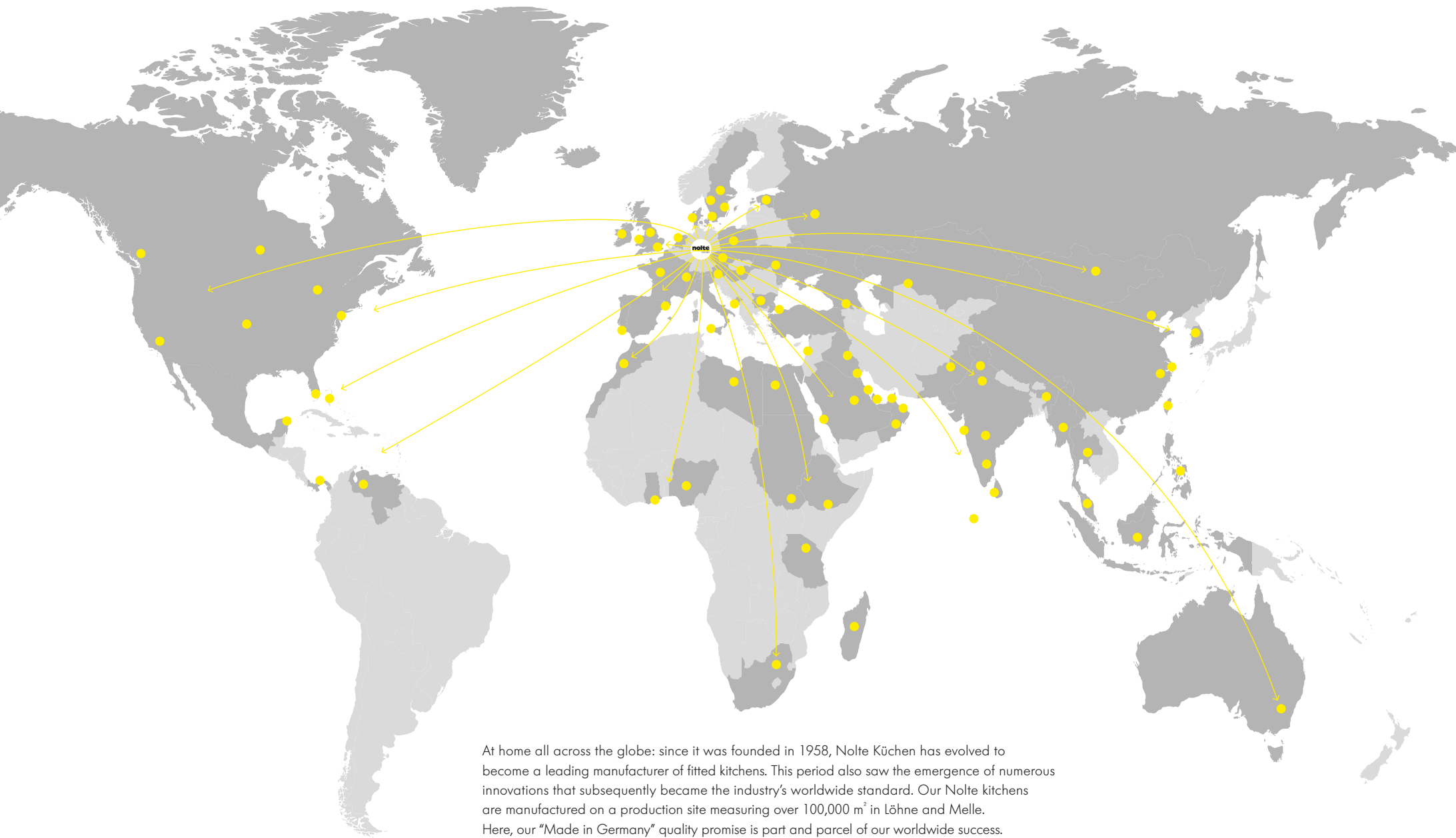
Living in the kitchen.

nolte[®]
KÜCHEN



See here our image film
“Living in the kitchen”

KITCHEN JOURNAL



At home all across the globe: since it was founded in 1958, Nolte Küchen has evolved to become a leading manufacturer of fitted kitchens. This period also saw the emergence of numerous innovations that subsequently became the industry's worldwide standard. Our Nolte kitchens are manufactured on a production site measuring over 100,000 m² in Löhne and Melle. Here, our "Made in Germany" quality promise is part and parcel of our worldwide success.

In this Journal, we have highlighted kitchens with distinctive features:

MATRIXART – the handleless Nolte kitchen

MATRIX900 – Base units in a height of 90 cm with 20% more storage space

MATRIXART900 – the handleless Nolte kitchen with base units in a height of 90 cm

Our kitchens delight and captivate with high-quality materials:

KÜCHENFRONT ECHT LACK
The fronts are finished in multiple coats of high-gloss or soft mat lacquer to meet the most exacting of demands.

KÜCHENFRONT LACK LAMINAT
A surface that is both easy to keep clean and hard-wearing, high gloss or soft mat depending on finish.

ANTI-FINGER-PRINT
Very thinly applied coating to hide visible fingerprints marks on mat and glossy surfaces.

KÜCHENFRONT ECHT HOLZ
As an authentic and genuine natural product, real wood conveys warmth and a sense of security.

KÜCHENFRONT SCHICHT STOFF
Extremely hard-wearing and also low-maintenance thanks to the anti-fingerprint surface finish.

40 25 12
Worktops and end-panel elements used, thickness in mm.

KÜCHENFRONT ECHT GLAS
Real glass, very high-quality surface in back-lacquered safety glass.

KÜCHENFRONT ECHT METALL
Layers of a blend of resins, lacquer and particles of metal make the front magnetic.

KÜCHENFRONT ECHT ZEMENT
Each one of these hand-crafted fronts has a surface made of real cement and is one of a kind.

KÜCHENFRONT ECHT STEIN
Real stone is characterised by its exceptional feel and is a mixture of quartz and dolomite.



RÜDIGER SCHLIEKMANN
Managing Director

MANFRED WIPPERMANN
Managing Director

HEIKO MAIBACH
Managing Director

A PLACE OF PEACE AND PERMANENCE

In a time marked by various global, economic, and environmental challenges, our own homes hold great significance. It's a place where we can retreat, unwind, and relax. The kitchen serves as the central hub for gatherings: it's not just a place for cooking but also a meeting point for sociable hours with family and friends. Special memories of holidays, birthday dinners, and unforgettable moments are created here, moments that can only happen in the kitchen.

We would like to take this opportunity to thank you for your loyalty, even in turbulent times! We will continue to produce high-quality kitchens, and our value chain aligns with our sustainability strategy, which we continuously follow and expand upon.

Our goal is for our kitchens to become the central gathering point in your home. Let's continue to shape life in the kitchen together!



We produce in Germany – also officially certified by the Verband Deutsche Möbelindustrie Deutschland e.V., the association of the German furniture industry.



For the fourth time in a row honoured as Germany's favourite kitchen brand.



The golden M guarantees proven quality, safety and healthy home living.



Responsibility for our environment and the future of coming generations is something we take very seriously. This makes us especially proud to hold several certifications in this context!

CONTENTS



Brand ambassador Eva Brenner 7

PLANNING YOUR KITCHEN

From single galley to cooking island –
The right size for your kitchen 10

MatrixArt, Matrix150 & 900 and MatrixArt 900 –
Nolte Küchen's grid system 12

Materials and surface finishes –
The choice is yours 14

MORE FOR YOUR HOME

Nolte LIVING –
Perfectly coordinated living area 90

Utility room –
Everything stored next to the kitchen 92

HOME STORIES

@fridlaa
Smart planning in the heart of Berlin 94

@kim_terieur
Interior passion realised 96

@anajohnson
Stylish utility room 98

@hausfuerfrieda
Heart of the Home 100

THE FULL LINE-UP

Materials and fronts –
All options at a glance 104

The mat lacquer concept –
Colour harmony in any combination 108

Perfect both inside and out –
Our carcass decors 110

Worktops –
In stone look, single colour or wood effect 112

ON-TREND KITCHENS

All up to Date!
Innovative materials.
On-trend colours.
Modern designs. from page 16

COUNTRY-STYLE KITCHENS

Traditional meets spirit of the age!
Classic shapes.
Modern planning.
Inviting places to sit. from page 36

TIMELESS KITCHENS

Simply classic!
Restrained colours.
Planning diversity.
Understated details. from page 50

SMALL PLACES, BIG IDEAS

Smart planning ideas!
Efficient solutions.
In a small space.
For every challenge. from page 80

Sustainability –
Our commitment to corporate culture,
the environment, people and society 114



360°

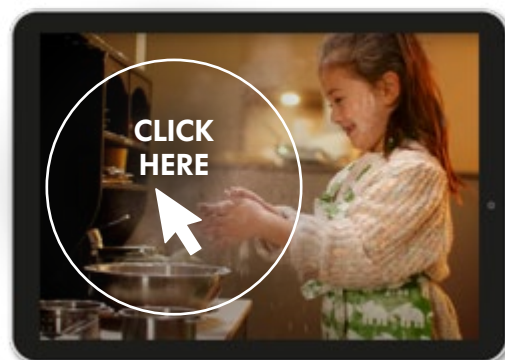
CLICK
HERE

Discover a wide range of kitchens and product variations in a 360° virtual tour at our showroom in Löhne, spanning over 7.000 square meters.



The kitchen is the room of rooms.
 We probably *live* more,
 and more *intensively*,
 here than anywhere else in the home.
 It is the place where
 we meet, where we encounter others.
 As family or friends.
 As a couple.
 We *cook, eat* and *enjoy* ourselves
 in the kitchen. And sometimes we have
 all the time in the world as we do so.
 We argue. And *make up* again.
 We read, write, send emails, post messages.
 And maybe philosophise a little.
 And – quite secretly – the kitchen sets
 the rhythm of our day.
 Good morning. Then midday. Then evening.
 And sometimes night ...
 Which is *why we love* the kitchen.

Living in the kitchen.



See here our image film
 “Living in the kitchen“

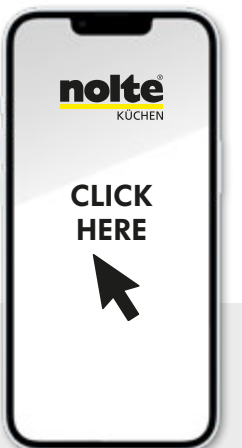


EVA BRENNER, NOLTE KÜCHEN BRAND AMBASSADOR

A familiar TV face in many homes across Germany, Austria and Switzerland: Eva Brenner. The graduate engineer in interior design hosted German television’s “Happy at Home – Moving into a New Life” series for many years. Doing so, she developed all sorts of interior design solutions, helping many families to re-style their home. Among other activities, she took charge of managing building work, designing interiors and planning kitchens.

Eva Brenner gets her passion for interior design from her parental home: her mother always made sure they lived in an warm, inviting and decorative home. Her father, a craftsman, would take her with him on building sites. At an early age, she developed an instinct for colours and furnishings. She trained to become a draughtswoman, studied interior design and, in addition to “Happy at Home - Moving into a New Life”, presented other German TV formats, such as “House of the Year” (“Das Haus des Jahres”).

Since her initial time on “Happy at Home” (“Zuhause im Glück”), Eva Brenner was also working in cooperation with Nolte Küchen – and became Nolte brand ambassador in 2016. As a professional interior designer, she is the perfect expert for presenting our brand. And together with Eva Brenner we are pursuing a key goal: to plan the kitchen as the focal point of your home and create a solution that meets your specific wishes, needs and available budget. *Living in the kitchen.*



Scan
 and discover
 more!

At various places in this journal,
 you will find QR codes that give
 you further information on the
 kitchen in question or on other
 specific aspects. Try it out.

FROM...
TO...

It can all be done!

*To meet your
expectations,
taste and budget.*

PLANNING YOUR KITCHEN



How to determine the room dimensions exactly, you can see in our video.



PLANNING OPTIONS



Let yourself be inspired by the video tip when choosing the right kitchen form.



Single galley



L-shaped



U-shaped



Single galley + island



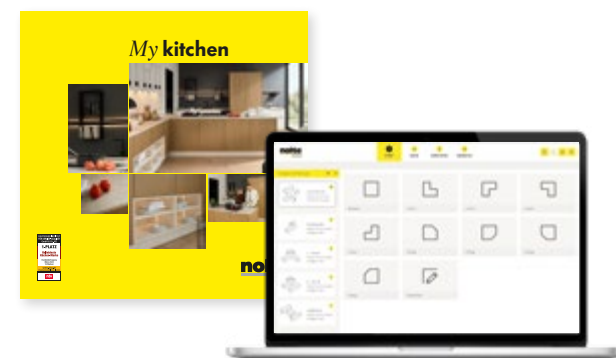
Single galley + island + counter



Single galley + island with table solution


FROM SINGLE GALLEY TO COOKING ISLAND – EVERY NOLTE KITCHEN CAN BE PLANNED IN THE RIGHT SIZE FOR YOU

When planning, you have all the options: whether large or small space, with or without a kitchen island, set across a corner, units opposite one another, against one or more walls – everything is possible with Nolte Küchen. Whichever kitchen you choose and whichever budget you have, Nolte kitchens can be matched to virtually any wish and produced to meet your every personal preference and need.



If you wish to take a closer look at planning your new kitchen, "My Kitchen" gives you numerous practical tips and suggestions on how to make perfect use of the space you have available. To start planning your kitchen straight away, use our web planner at www.nolte-kuechen.com

Ask your kitchen retailer for further information or order your copy of "My Kitchen" right here:



PLANNING YOUR KITCHEN

HANDLE OR NO HANDLE, THAT IS THE QUESTION ...

There are two fundamental approaches to giving a kitchen a distinctive look: on the one hand, through conventional planning, which can be deliberately accentuated by a large selection of handles – on the other, with the handleless kitchen, which makes a clear design statement through its lines and, with them, exhibits a reduced style. Both approaches also let you choose whether to plan your kitchen in the standard carcass height of 75 cm or opt for the extra-tall 90 cm carcass.



Simple, logical, and clear: The cabinet design is based on Matrix150, an exclusive grid system introduced by us. It relies on a very straightforward and understandable measurement logic where all width, height, and sometimes depth measurements are divisible by 15 cm.



MATRIX900 by nolte KÜCHEN

20% MORE STORAGE SPACE

Coming in a carcass height of 90 cm, Matrix900 provides no less than 20% more storage space over the standard 75 cm height shown above. This makes optimum use of available space – particularly in small kitchens.

MATRIXART THE HANDLELESS KITCHEN

MatrixArt is the design-focused, handleless Nolte kitchen: a maximum of two horizontal finger pulls creates a neat impression with graphic clarity. Tall units also give you the option of including vertical finger pulls. On request, all finger pulls can be illuminated, accentuating the kitchen's lines with stunning effect. This is where you can choose from five different colours: stainless steel look, arctic white, white, quartz grey and black.



MATRIXART900 by nolte KÜCHEN

DESIGN MEETS STORAGE SPACE

Needless to say, our handleless kitchens are also available in the extra-tall carcass height.


The very low plinth in conjunction with the 90 cm carcass height and the integrated finger pulls not only provide an ideal working height as well as 20% more storage space but also create a totally new kitchen look.



PLANNING YOUR KITCHEN



Colors, surfaces, materials, and style – we will show you everything you should consider in the planning process.





ALL SORTS OF DIFFERENT SURFACE FINISHES – TO SUIT YOUR PERSONAL TASTE AND BUDGET

Genuine or reproduction – hardly distinguishable. Admittedly, both are hard to tell apart because, first and foremost, all of the materials used in a Nolte kitchen are marked by a feel of particular quality. Genuine materials, such as wood, metal, lacquer or cement, are the perfect choice for kitchen fans with exacting expectations.

But high-quality reproductions are also available for many natural products. These absolutely authentic surfaces are in no way inferior to the original and surprise the senses with perfectly imitated texture and colouring. They also meet the wish for individuality and something special in a way that is second to none. Now all you have to do is decide...

LEGNO Oak champagne



ARTWOOD Natural bough oak



Stone surface:

- CANTERA** Our front with a real stone surface

- STONE** Authentic stone look as an option

Cement surface:

- PORTLAND** Our front with real cement surface

- LUCCA** Realistic cement/concrete look with a surprisingly genuine feel

Wooden surface:

- LEGNO TAVOLA** Real wood for exceptional kitchens

- ARTWOOD MANHATTAN** In no way inferior to the original

Metal surface:

- FERRO** Our real metal front is even magnetic

- METAL** An authentic interpretation of the metal theme

Lacquered surface:

- SOFT LACK NOVA LACK FINE LACK** Ranges of genuine lacquer in mat and gloss

- FEEL LUX** Lacquered laminate as an impressive alternative

TREND.

All up to date!

Innovative materials.

On-trend colours.

Modern designs.




SOFT LACK

ELEGANT COMBINATION OF MAT COLORS

In this SOFT LACK, caramel and white soft mat shine as a harmonious duo. Caramel, one of a total of 20 colours in the mat lacquer concept, radiates warmth and lightness. White provides an aesthetic contrast. The caramel-coloured fronts create a seamless connection to the illuminated handle tracks in manganese bronze and the handleless kitchen front gives your room a modern and minimalist look. Cozy corners are not neglected here either: the integrated seating area invites you to linger and conceals additional storage space. In this way, you can combine aesthetics, functionality and cosiness in one kitchen.

Caramel soft mat pairs well with other solid colors but also complements many wood tones. For example, white is a beautiful contrast in this handleless kitchen. Overall, it creates a very harmonious overall look with refined details and cozy corners.

SOFT LACK White soft mat
SOFT LACK Caramel soft mat
WORKTOP White PRO






MANHATTAN UNI
SHADES OF GREEN RE-INVENTED

The MANHATTAN UNI front in the new on-trend shade of black green brings even more natural authenticity into your home. This is where, shades of green are reinvented and experiencing a renaissance – in black green, MANHATTAN UNI makes a real eye-catcher. The aesthetically pleasing nuances of this green shade create a picture of delightful harmony when combined with wood decor finishes. A real alternative to the classic colour finishes!

MANHATTAN UNI Black green
 WORKTOP Volcanic oak
 SURROUNDING ELEMENTS Volcanic oak



1 Light in the right place:
 Base and tall units can also be
 upgraded with LED lighting
 recessed in the side.



HANDLE COMBINATION 852
 Black






CANTERA / SOFT LACK

REAL STONE FRONT WITH EXTRAORDINARY NOTE


You'll experience an unusual texture with the real stone front CANTERA. The material made of quartz and dolomite feels like a lightly roughened sandstone, just like a genuine element from nature. In the sand lime cream color, CANTERA combines here with SOFT LACK in sepia brown. Adjacent areas, such as pantry or utility rooms, can be equipped with passage doors with a width of 75 cm. The attached table in this kitchen provides ample space for family time. Whether it's breakfast in the morning or a hot drink in the evening, this is a place where you can laugh, play, and eat together at any time.



Healthy and delicious snack for your break
Discover more here.



CANTERA Sand lime cream
SOFT LACK Sepia brown soft mat
WORKTOP Sand lime cream
SURROUNDING ELEMENTS Sand lime cream



MANHATTAN

BLACK IN ITS HOMELIEST FORM

The new MANHATTAN oak nero creates a well-balanced combination of inviting homeliness and timeless elegance with its expressive surface texture which, depending on the incidence of light, changes from deep black to soft grey. Black electrical appliances, display cabinets with black anodised aluminium frames and black tinted glass, a black worktop and a black sink with matching mixer tap give this kitchen a particularly elegant aura.





MATRIX900
by **noite** KÜCHEN



- 1 The attention to detail becomes apparent on taking a look inside the units: the new display cabinets have no visible hinges, lifting their extremely homely feel.
- 2 Open shelf units and display cabinets with integrated lighting down the sides open up the otherwise somewhat understated kitchen and artistically set the scene in every space.
- 3 Black handle combination 851 goes perfectly with this kitchen.

MANHATTAN Oak nero
WORKTOP Black PRO





- 1 Chrome or black soap dispensers match the respective sink and are an ideal addition to your kitchen design, which offers great value for money.
- 2 Details make all the difference. The new LED ring lights show off ARTLINE to its best advantage in the recess with shelves.



ARTLINE / PLUS

FAVOURITE SPOT FOR THE COFFEE BREAK

With the grooved wooden fronts of ARTLINE in stripe wood coffee, you demonstrate a keen sense of trends and the spirits of time. This decor brings variety and individuality to your kitchen. The contrast between the dark wood tone and PLUS in lava soft mat with anti-fingerprint surface creates an interesting visual dynamic while still maintaining a harmonious look. The communicative centrepiece is the kitchen island, inviting social interaction with friends and family.



HANDLE 8BB
Titanium look

ARTLINE Stripe wood coffee
PLUS Lava soft mat
WORKTOP Black PRO





NOVA LACK
PRACTICAL CAN BE AS STYLISH AS THIS


An elegant, high-quality kitchen ambience is a joy to be in every day. All the more so when it also provides plenty of storage and space for what's dear to you. Illuminated finger pulls emphasise the horizontal lines of this kitchen which manages entirely without kitchen-typical wall units while still providing plenty of storage space.



- 1 Practical boxes take everything to the table in one go and quickly clear it away again.
- 2 Everything in its place – maximum storage space perfectly organised.
- 3 The illuminated finger pulls underscore this kitchen's elegant lines.



NOVA LACK High-gloss platinum grey
SURROUNDING ELEMENT Henna red soft mat
WORKTOP Black PRO






LUCCA

CEMENT LOOK IN PERFECTION

Do you love the on-trend cement look but don't want to invest in the genuine material? This makes the LUCCA front just the right choice for you! Anthracite combined with beech heartwood creates a kitchen with well-balanced contrasts. With the front being an authentic reproduction, there's bound to be enough of your budget left over for adding all sorts of other features to your kitchen – and all without having to sacrifice a stunning look either.



Extra-deep worktop and units: 32% more storage space, while needing only an additional 15 cm at the wall.



LUCCA Cement anthracite
 WORKTOP Beech heartwood
 SURROUNDING ELEMENTS Beech heartwood



HANDLE COMBINATION 848
 Titanium look, brushed

- 1 The classic corner unit with carousel makes perfect use of your kitchen's corner space.
- 2 Plenty of cupboard space: a carcass that's 15 cm deeper than normal provides storage space galore. Drawers can even be fitted below induction hobs.



STONE

PARED DOWN TO THE ESSENTIAL

This composition shows you how to create an impressive kitchen with the consistent interplay of black and white. The STONE front in white concrete provides a wonderful contrast with the elements in black. Illuminated MatrixArt finger pulls and shelf units with integrated lighting make inviting statements in this otherwise purist-looking kitchen.



MATRIXART
by **notte** KÖCHEN



- 1 Space is reserved under the hob for everything that needs to be in easy reach.
- 2 The handleless kitchen comes into its own in combination with slimline worktops.
- 3 Shelf units with integrated lighting are a real eye-catcher – especially in black.




STONE Concrete white





NOVA LACK High-gloss graphite
 LEGNO Oak champagne
 WORKTOP Graphite PRO



NOVA LACK / LEGNO

NATURAL BEAUTY MEETS BRILLIANT DESIGN

This kitchen works wonderfully well by combining high-quality materials: NOVA LACK in high-gloss graphite harmonises perfectly with LEGNO and other elements in real oak champagne. The wall units in a height of 135 cm conjure a spacious look with ample storage.

- 1 The larder-unit carousel shelves provide optimum access to storage space.
- 2 Minor detail, major effect: islands and base units can be designed with plinths set back by the same distance at front and side.



The carcasses of every kitchen built by Nolte Küchen feature the same decor inside and out to provide an exquisite overall picture.



COUNTRY STYLE.

**Traditional meets
spirit of the age!**

Classic shapes.

Modern planning.

Inviting places to sit.



LUGANO LACK
**EXKLUSIVE,
 MODERN LOOK**


In our mat lacquer concept, various design styles and current color trends come together to form a harmonious unity. For even more flexibility, you can now plan a handleless country-style kitchen: our framed fronts LUGANO LACK and FRAME LACK are the first in our range to offer this option. This LUGANO LACK in black soft mat complements perfectly the high-quality mix of materials such as wood, glass, ceramic and metal. Look forward to cozy hours in a kitchen that stylishly combines design and functionality.

MATRIXART
 By **notte** KÜCHEN

LUGANO LACK Black soft mat
 SURROUNDING ELEMENTS Oak champagne



1 The handle grooves in manganese bronze indirectly add accents, seamlessly blend into the overall kitchen design, and can also be illuminated for added ambiance.



Bread and salt for moving in, why actually?
 Find out more and present a cleverly packaged housewarming gift.




LUGANO LACK
COLOURFUL
EYE-CATCHER

The classic white country kitchen has been reinventing itself for a number of years now. Adding LUGANO LACK, we are extending our line-up by a modern interpretation of the framed look in real wood. Particularly striking: the hip henna red colour shade. An eye-catcher! Authentic graining on the fronts underscore the popular country-kitchen style. Of generous proportions, this kitchen manifests itself as a veritable space wizard. And anyone combining black handles and a worktop in basalt look, for example, gives LUGANO LACK that certain something. Classy, but not over the top – homely looking wooden fronts will soon make this kitchen a favourite place to be.




- 1 Quickly and easily to hand: the larder unit ensures perfect organisation, providing storage space for kitchen utensils of every size.
- 2 Whether espresso in the morning or tea and biscuits in the afternoon: this bench makes an inviting retreat in the middle of the kitchen.

How do you keep kitchen cupboards neat and tidy?
 Our blog gives you all sorts of tips on how to get your kitchen cabinets properly organised.



HANDLE 91A
 Black

LUGANO LACK Henna red soft mat
 WORKTOP Basalt






TORINO LACK
CLEAR STRUCTURES WITH
FEEL-GOOD CHARACTER

Perfectly balanced interplay of form, colour and surface finish. Between bygone days and postmodernism: a breath of the Roaring Twenties attractively combined with the modern age, creating a kitchen that makes a style statement with its clean and elegant lines. The fronts in calming lava soft mat grey tones and the quality-looking solid wooden drawers are stylishly accentuated by the manganese bronze on display unit, handles and mixer tap.

- 1 The handles skilfully create highlights from the glamorous Art Deco world.
- 2 High-quality drawers in oak pinot veneer are an exclusive detail.



TORINO LACK Lava soft mat



HANDLE 208
 Manganese bronze



FOCUS

CLASSICS RE-INTERPRETED

The narrow framing on the FOCUS front is unfussy, lightweight in looks and almost purist in design. The appliance block interrupting the row of units at the back gives this kitchen a look that could, for all intents and purposes, be American in the way it feels. Illuminated display cabinets as base units open up the island to the living area. Welcome!




- 1 Provide plenty of storage space: wall units in a height of 105 cm.
- 2 Well-organised drawers and illuminated pull-outs quickly show you where everything is.



HANDLE 317
Stainless steel look

FOCUS Platinum grey soft mat
WORKTOP Black PRO





PORTO


RUSTIC CHARM IN MANY FACETS

PORTO white soft mat easily makes the dream of a country-style kitchen come true. Here, the characteristic faceted look of the fronts is stylish and timeless. The integrated library and the classic crockery cupboard with elegant glass cabinet doors pick up on the style of the kitchen frontage. Matching cornice profiles emphasise the country kitchen look and underscore the attention to detail.



HANDLE 209
Stainless steel look

PORTO White soft mat
WORKTOP Marble white



- 1 Classic crockery cupboard re-interpreted – this sideboard provides additional storage space.
- 2 With its bevelling, the glass cabinet picks up on the style of the fronts.






WINDSOR LACK

HAVEN OF PEACE IN TRADITIONAL COUNTRY-KITCHEN STYLE

WINDSOR LACK lava soft mat is perfect for a kitchen in traditional country style. Its characteristic style elements make it a real eye-catcher for admirers of kitchens reminiscent of a bygone age and for those not wanting to forgo practical convenience.



WINDSOR LACK Lava soft mat
WORKTOP Basalt



HANDLE 204
Stainless steel look

- 1 The open end shelf element visually relaxes the ensemble of wall units and provides easy access to crockery or spices, for instance.
- 2 Matrix 150 even permits a properly functioning drawer directly below the induction hob.



TIMELESS.

Simply classic!

Restrained colours.

Planning diversity.

Understated details.



ARTLINE / FEEL


ALWAYS THE PERFECT GROOVE

The ARTLINE, with its grooved wood fronts, sets new design standards. This authentic reproduction also leaves enough room in the budget for additional extras. In this cozy, minimalist-designed kitchen, stripe wood crema harmonizes perfectly with FEEL in magnolia soft mat. The intriguing interplay of lines creates dynamism: over-deep tall cabinets reach up to the ceiling from the base cabinet line, while open shelves break up the front view. Discover the possibilities of creating an innovative kitchen with ARTLINE that is functional yet allows plenty of space for social moments.


HANDLE TRIM 560
Stainless steel look



ARTLINE Stripe wood crema
FEEL Magnolia soft mat
WORKTOP Jura beige



- 1 The MotionLINE railing system is assembled from modules, and lighting can be configured at various levels.
- 2 Shelves break up the overall appearance and, with integrated lighting, create a very cozy atmosphere.



Mixing a Déjà-vu Tonic!
With our recipe, it's no problem.





PLUS / MANHATTAN

KITCHEN AS THE SOCIAL HUB

The PLUS range in lava soft mat gives you all sorts of ways to get both timeless and modern colours and fronts into your kitchen. The fronts make the perfect combination with wood decor finishes, as shown here with oak graphite silver. And benefiting from the forgiving anti-fingerprint surface finish, finger marks on the front hardly ever occur. PLUS in lava tone looks homely and inviting. Make your kitchen a place to meet for convivial evenings among friends, where people like to laugh, chat and play the odd board game. Be ready for some unforgettable moments in and with your new kitchen!




MATRIXART
by **noite KÖCHEN**



The perfect drinks for a relaxed evening playing cards?
You'll find some great recipes and suggestions in our blog.



PLUS lava soft mat
WORKTOP Oak graphite silver
SURROUNDING ELEMENTS Oak graphite silver
MANHATTAN Oak graphite silver




FINE LACK


KITCHEN FOR FAMILY TIME

FINE LACK in high-gloss arctic white gives you the key to planning an open-style, bright kitchen. Consistent elegance on the fronts has been interrupted here by vertical and horizontal ambient lighting. In this kitchen, the row of kitchen cabinets and larder units have been fitted along the walls in a way that helps to save space. This creates more space for a large dining table or for the young man to play and let off steam. The beech heartwood decor finish, which features both on splashback and bespoke shelving, conjures an even greater sense of homeliness.

Lighting in the kitchen not only creates a cozy atmosphere and adds accents but also contributes to our well-being. The illuminated MatrixArt handle groove creates a special ambience and tastefully emphasizes the kitchen's design lines.




You can learn more about the topic of lighting in the kitchen in the video.




MATRIXART
by **notte KÖCHEN**




Home-made paper kites!
Our blog gives you instructions on how it's done.



FINE LACK High-gloss arctic white
END PANELS Beech heartwood
WORKTOP Arctic white






- 1 Understated yet eye-catching: the mat black fitted sink blends harmoniously into the kitchen's overall look.
- 2 Create a homely feel: open shelving in oak graphite silver provide space for more than just cookery books.

PLUS

A LIAISON OF STYLE

Dark grey fronts, mat black highlights combined with a matching wood decor finish – classic and yet right on trend. Paired with graphite silver oak, PLUS in graphite soft mat with anti-fingerprint surface finish creates a combination that's second to none in the homeliness stakes.

PLUS Graphite soft mat
 SURROUNDING ELEMENTS Oak graphite silver
 WORKTOP Graphite PRO



HANDLE COMBINATION 851
 Black



2



FLAIR / MANHATTAN

THIS IS WHERE EVERYTHING GOES TOGETHER

A sense of harmony always pervades wherever colours and patterns create a whole - and are reflected in different parts of the kitchen. As here: where MANHATTAN volcanic oak meets the statement edge from FLAIR, perfectly colour-matched to create a look of delightful harmony. Almost invisible from the outside, it only really becomes apparent when the doors and pull-outs are opened. Also in volcanic oak, the handles complement the look of this kitchen with absolute perfection.



HANDLE COMBINATION 855
Volcanic oak, wood

FLAIR White soft mat with edge in volcanic oak
MANHATTAN Volcanic oak
WORKTOP White PRO



- 1 Harmony in perfection: the coordinated fronts and handles give this kitchen that certain something.
- 2 Distinctive design element: the statement edge in volcanic oak.
- 3 The use of volcanic oak inside the open compartments too complements the look of this kitchen in a way that couldn't be more perfectly balanced.





MANHATTAN / SOFT LACK
**PERFECT SYMBIOSIS
OF STORAGE SPACE
AND DESIGN**

The MANHATTAN front in volcanic oak provides bold contrasts. Its distinctive decor ideally complements the calm SOFT LACK front. The wall unit height of 105 cm also gives this kitchen a very individual look. The units are perfectly complemented by the open shelves and a white lowboard.




- 1 This larder unit provides perfectly accessible storage space over the full height of 210 cm.
- 2 The white front on the central kitchen block contrasts perfectly with the volcanic oak decor fronts.
- 3 Included as standard at Nolte Küchen: the matching interior decor, shown here in volcanic oak.

HANDLE TRIM 675
Stainless steel look



MANHATTAN Volcanic oak
SOFT LACK White soft mat






FINE LACK / ARTWOOD

WOOD TONES TO FEEL GOOD


The ARTWOOD program stands for absolutely authentic wood decors. Oak ventura adds a rustic variant in a natural look to the range. By combining it with FINE LACK in white, an interesting contrast is created between the rustic charm of the wood decor and the elegant high-gloss white finish. From countertops to backsplashes, the counter, and shelves, oak ventura becomes the connecting element in an efficient U-shape kitchen with plenty of storage space. A kitchen that meets all the needs and requirements of modern households.



Oak ventura is a warm and inviting color tone that pairs well with many wooden floors. Knots with synchronized pores and the subtle grain give it an authentic and homely feel.



FINE LACK High-gloss white
 WORKTOP Oak ventura
 SURROUNDING ELEMENTS Oak ventura
 ARTWOOD Oak ventura



PORTLAND / TAVOLA

NATURALLY HOMEY

What a stylish combination: PORTLAND sapphire grey real cement together with the classy TAVOLA oak pinot cuts a particularly elegant and impressive figure with a look of quality. The open shelf unit with glass shelves and illumination is an extravagant highlight. With the worktop in cement sapphire grey, the kitchen island appears to come from one and the same mould, and the singled-out raised ovens are both an eye-catcher and practical to boot.




2



MATRIXART 900
by **noite KÜCHEN**

- 1 Anything but "typical kitchen": dark glass shelves, brightly illuminated.
- 2 Applied by hand, the real cement surface makes every front one of a kind.

PORTLAND Cement sapphire grey
TAVOLA Oak pinot
WORKTOP Cement sapphire grey





PORTLAND / PLUS

PRACTICAL EAT-IN KITCHEN FOR THE WHOLE FAMILY

Copious storage space, lots of work surface and a generously sized dining table make this kitchen a hub for the whole family. At the same time, huge importance has been attached to planning the kitchen with high-quality materials: this is evident in the use of PORTLAND in real cement and in the laminate PLUS fronts with anti-fingerprint surface finish.



- 1 Large drawers and pull-outs provide plenty of well-structured storage space.
- 2 The doors on the wall units open upwards so as not to get in the way, while also making storage space easy to reach.
- 3 Whether large refrigerator, a whole battery of electrical appliances or simply lots of storage space – this is where there's a place for everything. A further visual highlight is the vertically integrated lighting.

PORTLAND Cement anthracite
PLUS White soft mat
WORKTOP Cement anthracite





- 1 Right up to the ceiling:
never waste storage space!
These cabinets create an elegant
finish to the kitchen and create
even more space.
- 2 The black, flush-mounted sink
combines a modern look with
easy maintenance.




PLUS / LUCCA

WHEN KITCHEN AND LIVING SPACE BECOME ONE

Cooking needs a setting. This kitchen design takes that literally, and doesn't only create an eye-catcher. There is also plenty of storage space in the floor-to-ceiling units. The surfaces open up the kitchen to the living space with absolute perfection. The matching sideboard is a piece of furniture that provides an elegant transition into the aesthetics of your living space.

PLUS Black soft mat
LUCCA Cement sapphire grey





- 1 The oven fitted into the side is planned so as not to be visible from the living area. A practical pull-out larder unit with ample storage space is perfectly integrated into the overall look.
- 2 Fan module rather than extractor hood – cleverly planned in this way, electrical appliances remain completely hidden from view in this kitchen.




SOFT LACK

NOT A KITCHEN AT FIRST GLANCE

This kitchen is integrated unobtrusively into the living area and is almost unrecognisable being one at all. Clever planning, however, gives it all the attributes of a modern kitchen – but only at second glance.

SOFT LACK White soft mat
WORKTOP Cement anthracite






FEEL


HIGH QUALITY THAT'S NOTICED

Dark natural stone, light grey fronts and minimalist handles give this kitchen timeless elegance. Added to this, there are other details such as a flush-mounted sink and a unit integrated in the wall for electrical appliances and storage. And with the addition of a small bar counter, you will create a room that you won't want to leave in a hurry.




Every level well illuminated: How often have you hunted for something in the darkest recesses of a drawer? Put an end to all this with interior lighting.

HANDLE TRIM 561
Black



FEEL Platinum grey soft mat
WORKTOP Natural stone anthracite



- 1 Practical interior pull-outs behind a hinged door neatly organise contents and keep them in easy reach.
- 2 This granite sink is flush fit into the worktop, and blends beautifully with the design.





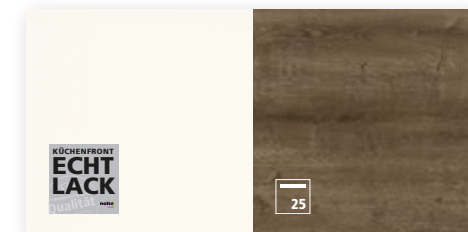
ALPHA LACK
**PLENTY OF ROOM
FOR THE ROOM**

Despite its compact size, this kitchen gives a generous feeling of space. Besides doing away with classic handles, this is also attributable to the absence of any floor-to-ceiling tall and appliance units.




- 1 With Nolte Küchen, even a hallway area can easily be furnished in matching style.
- 2 The worktop's warm-looking decor in oak barriqué contrasts with the light-coloured look of the fronts and continues in splashback form on the wall to complete the look of harmony.
- 3 Ergonomics in top form: a raised dishwasher is easy on the back.

ALPHA LACK High-gloss white
WORKTOP Oak barriqué






HANDLE TRIM 560
Stainless steel look



PLUS Platinum grey soft mat
WORKTOP Black PRO



PLUS
PERFECT IN EVERY DETAIL

Small space with sloping ceiling?
Not a problem with Matrix900! Our practical 90 cm carcass size gives you maximum storage space even in a smaller-type kitchen. Full of charm, the light-coloured PLUS platinum grey soft mat front is restrained and harmonises with the entire composition.

- 1 Coming in a carcass height of 90 cm, Matrix900 provides no less than 20% more storage space over the standard 75 cm height. This makes even better use of every corner and you always have everything at your fingertips.
- 2 Perfectly integrated: compact dishwashing centre with dishwasher and waste sorting.



SMALL PLACES, BIG IDEAS.

Smart planning ideas!

Efficient solutions.


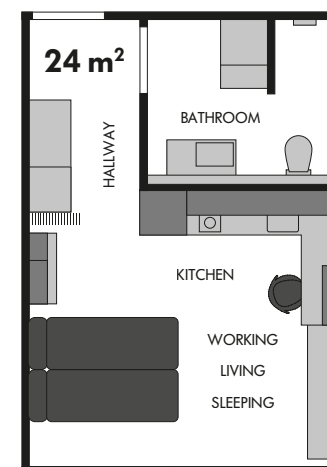
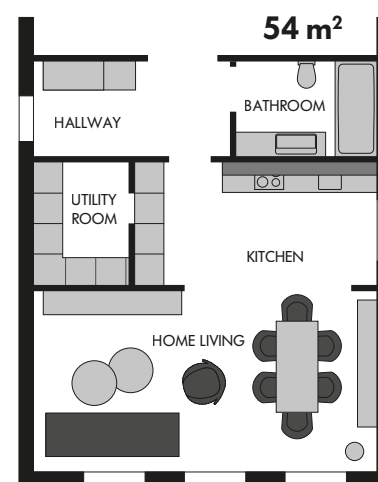

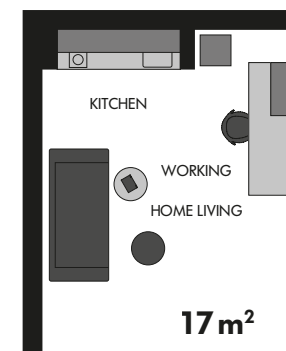
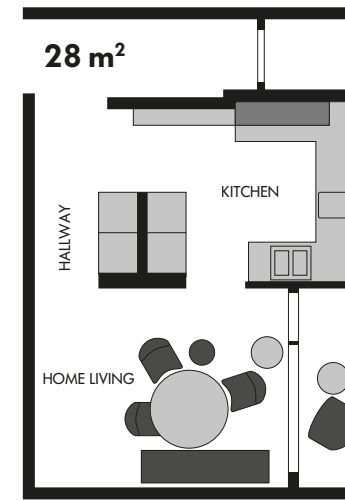

In a small space.

For every challenge.

LOTS OF SPACE IN A SMALL AREA

With rising property prices and limited living space, small apartments and houses have become increasingly popular in recent years. Sustainability plays a significant role in this trend. No matter how small the home is, the interior should be cozy and individually designed to one's taste. Sloping ceilings and nooks require creative design ideas to make the most of the limited space. With Nolte Küchen's smart planning ideas, design, budget, and functionality can be efficiently combined. Reproductions of modern materials such as concrete, stone, and wood offer visually appealing design options on a tight budget. However, enthusiasts of real materials can also find satisfaction, as wood, metal, lacquer, glass, cement, or stone meet even the highest aesthetic standards.

In the following pages, we will show you how to make your home comfortable and functional even in the smallest of spaces.



On the following pages, you will find excerpts from this living concept.
Discover the complete brochure here!






Discover here the
**WHOLE
PLANNING**



Discover here the
**WHOLE
PLANNING**

STUDENT'S PAD SMART STORAGE PLANNING

Students and career starters often have only a small room to call their home. The key here is to stay cool and plan the one-room flat with strategy. Here, it makes sense to plan storage space vertically – from floor to ceiling. Tip: make use of full room height and consider using wall units with a height of up to 135 cm in planning the space that's available. Extra deep wall units and base units also provide valuable additional storage space.



PLUS Black soft mat
WORKTOP Chalet oak
SURROUNDING ELEMENTS Chalet oak

HANDLE TRIM 621
Black




MICRO APARTMENT LOVELY HOME ON A FEW SQUARE METRES

Less can be also more. Those starting their professional life in a big city or living as a single often choose a micro-apartment because it is typically more affordable than a multi-room apartment. It's entirely possible to live well in 24 square meters, as the kitchen, wardrobe, and bathroom have been designed to be functional and space-saving. The key is to arrange everything in a way that the apartment radiates coziness despite its small size. Are everything well-coordinated, the space well-utilized, and areas sensibly defined? Compact furniture and homeliness are not contradictory!

HANDLE TRIM 561
Black



PLUS Lava soft mat
WORKTOP Oak graphite silver
SURROUNDING ELEMENTS Oak graphite silver





Discover here the
**WHOLE
PLANNING**



Discover here the
**WHOLE
PLANNING**



SLOPING CEILING UTILISING EVERY INCH OF SPACE

4th floor, about 50 square metres, sloping ceilings: mother and child living together in a small space – this calls for creative planning. Yet storage space galore can be created in oddly shaped spaces too. Whether narrow passages, alcoves or spaces with sloping ceilings: anyone with clever planning ideas can create a homely and inviting kitchen with shelves, low wall units and a variety of corner solutions. The adjacent wardrobe complements the kitchen perfectly, offering ample space for clothing and more.



LUX High-gloss white
STONE Concrete

PERIOD PROPERTY HISTORIC CHARME MEETS URBAN STYLE

Furnishing an old apartment in a big city requires special skill since often beautiful stucco ornaments run along the ceiling or masonry walls need to be preserved. Furthermore, the old building offers the opportunity to live in an urban style and create a very special ambiance. Planning requires sensitivity, a clever touch, and of course, innovative ideas. For example, a real wood kitchen front can emphasize the character of the construction and create an inviting atmosphere. But not only the kitchen is equipped with the real wood program TAVOLA. Behind the closed design front, a practical utility room can be stylishly concealed. And there are more areas in this old apartment that you can discover in the video.



HANDLE TRIM 560
Stainless steel look



TAVOLA Oak pinot
WORKTOP Terrazzo bianco

MORE FOR YOUR HOME.

All on a one-stop basis!

Utility rooms that do a perfect job.

Coordinated living spaces.

End-to-end solutions.



NOLTE LIVING PERFECTLY COORDINATED LIVING AREA

At Nolte Küchen, the materials you choose for your kitchen can also be used to style your living area. In terms of visual appeal, our modern furniture lets you perfect the transition from kitchen to other spaces in the home, such as living or dining area.

With great attention to detail, we think of everything and develop complete designs from head to toe. With the Nolte LIVING range, you can plan your kitchen and living area cohesively, as if they were designed in perfect harmony.



UTILITY ROOM EVERYTHING STORED – NEXT TO THE KITCHEN

Whether used as a storage space for household items, a room for the washing machine and more, or even as a dressing room, a utility room can be versatile and flexible. And if it's located right next to the kitchen, even better! Customize this space according to your personal preferences.

- 1 Clothes are well organised in the laundry sorting wardrobes.
- 2 Clear storage and easy access to beverage crates.
- 3 Very practical: laundry cabinet with space for two baskets.



Find out more about living furniture and utility room planning.



In the heart of Berlin, Carla lives with her family. On her Instagram channel @fridlaa, she takes her followers along as she continually redesigns the many cozy corners of her apartment. Here, decorating, crafting, and remodeling happen regularly, all under the motto: It should be beautiful, not perfect.

Nolte Küchen X @fridlaa



“When I had finished decorating my new kitchen, I thought: This is exactly how I had imagined it. This is where we can be happy!”

What makes your apartment so special?

Our apartment is located in an old building, and it has a unique charme for me. I can't imagine living in a home with ceilings that are only 2.50 meters high. High ceilings represent a higher quality of life for me. The spacious rooms offer many design possibilities, allowing for creative expression.

What did you think when you first saw your new kitchen?

The first thing that caught my eye was the color, and initially, I had some doubts about my decision. Originally, we had planned for an olive tone, and I still had this green color with a warm wood decor in my mind. However, that feeling quickly faded because once I had styled everything, turned on the lights, and added the textiles, I thought: Yes, this is exactly how I had imagined it, and this is where we can be happy!

Which role does sustainability play for you?

Sustainability is very important to us. That's why we placed special emphasis on partnering with a company that shares the same values as us when it comes to designing our kitchen. That's how we came to choose Nolte.

What were the absolute “Must-haves” for your kitchen?

My personal “Must-haves” were definitely a good refrigerator and plenty of storage space. In our family of four, a lot of things accumulate, and they need to be well-organized and stored. So, we needed a large countertop and storage space for additional appliances, such as kitchen machines.

Do you have three tips to bring more coziness into the apartment?

My absolute secret tip is decorating with textiles. An empty, bare room quickly becomes cozy when I add a few pillows or blankets. The same goes for plants because their fresh greenery brings life to the apartment and adds a touch of relaxation to the overall look. And tip number three is lighting to create mood and coziness.

How did you actually come to Berlin?

I moved to Berlin after completing my studies and initially took an underpaid job. I settled in, made friends, and thus took my first step into the world of Berlin. Gradually, I continued to develop and ended up where I am today.

What sets the city apart for you?

Berlin is a diverse melting pot of people. It's like being abroad but still living in Germany, and I find that incredibly beautiful.

What does “living in the kitchen” mean to you?

“Living in the kitchen” for me means eating together. In our kitchen, we are either busy cooking and preparing or sitting together while one of us is cooking. This is the essence of our kitchen and continues to be very important to us.





Explore the home of Kim @kim_terieur in this home story. She shares her passion for interior design and takes us on a journey through her house. Kim has chosen a black-and-white combination for her kitchen, which serves as the centerpiece of her decor.

Nolte Küchen X @kim_terieur

“You don’t always have to go with the flow.”

What inspired you to share your passion for interior design on Instagram with others?

I started with interior design on Instagram more out of boredom. Back then, when I began posting more actively, I had 294 followers (a number I will never forget).

Is Instagram more of a hobby for you, or has it turned into a profession?

I would be lying if I said it's just a hobby. Some good opportunities have arisen from it, allowing us to go on vacation more than usual. However, I still do it because I really enjoy interacting with people, inspiring them, and, of course, finding inspiration from others as well.

What inspired you to choose a classic black-and-white combination for your kitchen design?

We wanted a kitchen that was stylish but also timeless. That's how I came up with the idea of mixing black and white. The mat fronts, paired with the high-gloss fronts, in my opinion, look great and yet remain simple, allowing for easy use of accessories.

A highlight in your kitchen is definitely the black kitchen island with an attached counter.

How did you come up with this unique idea?

My dream was always to have a kitchen with seating. In my childhood, we always had very small kitchens that weren't inviting for sitting and chatting while preparing food. I really like the idea of being able to sit there or look out the windows.

A kitchen island is a place for communication.

Is it an important spot in your house?

Our entire kitchen is the heart of the house. Whether you're standing in the driveway and looking through the large windows, sitting at the dining table, or strolling through the garden, the kitchen is visible from everywhere and had to be perfect. I believe we've done a pretty good job with it.

Did you plan your kitchen yourself or did you seek advice from a kitchen studio?

We went to a kitchen studio. However, I already knew exactly how I wanted the kitchen to look. But I left the fine-tuning of the planning to the specialist.

What kitchen design trends currently inspire you the most?

Honestly, I'm not very well-versed in trends. I just do what I like and what I think looks good. You don't always have to go with the flow.



Here you'll find
**KIM'S WHOLE
HOME STORY**





On her social media channels, Ana Johnson showcases a colorful mix of lifestyle, beauty, fashion, travel, and DIY. She takes her fans along on her journey as a mom and shares daily insights from family life.

Nolte Küchen ✂ @anajohnson

Where did the idea of setting up a utility room in your home come from?

I already had such a room integrated into my first apartment. Since then, I've known how practical it is to be able to do household chores here. However, that room wasn't particularly attractive, and we wanted to change that when planning our house. This is where Nolte Küchen came in as a reliable partner. Together, we designed a utility room that is very well thought out and looks so good that it feels like a living space.

What inspired you in the design process?

During our tour of the Nolte Forum, we had the opportunity to explore the entire range of Nolte Küchen and found inspiration. The many different fronts and décors overwhelmed us, and we had a hard time deciding because the selection was so vast. Eventually, the final idea emerged from these great impressions.

What was most important to you in the planning process?

When thinking about a utility room, one often envisions a dark, cold room that is typically located in the basement. Therefore, the new space was meant to be bright, friendly, and cozy. Because household chores are inevitable and should be done in a place where one enjoys spending time.

What were your "Must-haves" that absolutely had to be included?

Having enough storage space was very important to me. Especially when it comes to household chores, there are many utensils that need to be stored conveniently. There also needs to be enough space for laundry, and ideally, the utility room can also store shoes and bedding. Additionally, we wanted to store our groceries here in the future. To accommodate all of this, we had enough cabinets, drawers, and shelves installed to store everything well and create a cohesive, aesthetic overall look.



"The very first draft impressed us so much that we adopted it exactly as it was. A space has emerged that fits us perfectly."

Which appliances were meant to be accommodated in your utility room?

In advance, we already had two washing machines and two dryers that needed to be integrated. Nolte recommended that we install them at waist height to reduce the need for bending over frequently. It was a good and practical suggestion that has made our weekly laundry days much easier.

What are your highlights in terms of details?

I find the laundry sorting cabinets with integrated baskets to be very well thought out. It's simply practical to store different types of laundry in separate drawers. This way, everything is already in the right place, and you don't have to reorganize everything before putting it in the washing machine. Additionally, I'm impressed by the attention to clever details in the planning. For example, the pipes were hidden behind a narrow cabinet, which enhances the overall impression of the room.

What do you particularly like about the overall concept?

Overall, the Nolte team has done an amazing job. We communicated our wishes, and the very first draft was so perfect that we adopted it exactly as it was. From idea generation to planning to installation, Nolte has brilliantly executed our passion project, and we are absolutely thrilled!





Stefanie, also known as @hausfuerfrieda, lives with her family in East Westphalia on the slopes of the Wiehen Mountains. She tells us in the interview how she integrates her kitchen into the overall design of the house and why she chose a black kitchen.



What challenges did you face when planning your kitchen? What was relatively easy, and what was a bit more difficult?

My prior experience with the layout of our old kitchen was a significant advantage. Based on the connections, it was clear that it should be another U-shaped kitchen. I'm generally quite decisive, so planning wasn't difficult for me, as I had collected ideas in the years before.

The absolute highlight of my kitchen is the half-height row with the appliances. I had this image in mind during the planning process; I didn't want a full-height black kitchen row. I actually put more thought into the kitchen backsplash. Here, I wanted to add an accent through wallpaper or texture, and I ended up with the solution of the black wooden slats, a DIY project that I also share on my account.

“Having a black kitchen fulfilled a little heartfelt wish for me.”

Where did the idea to share your life on Instagram come from?


To be honest, I came across Instagram and the beautiful house building and interior design accounts by chance. During the planning of our house, I searched for many ideas online and came across an Instagram profile through a link. I was immediately excited by the many accounts and their insights into their homes, and during the construction phase, I gathered ideas here. With the start of our construction project, I sought exchange on Instagram and shared my experiences. For me, it was primarily a home construction account, and I never thought I would stick with it. Now 5 years have passed, and I still enjoy it very much.

How do you manage to balance between Instagram and your private life?

My account primarily focuses on projects related to the house, garden, and interior design. Occasionally, I take my followers along on our trips and share ideas, but family life remains more private. Our adult children who still live with us don't want to be shown. So, I'm in the spotlight, my husband is featured as a hobby craftsman, and you often see our French Bulldog, Wilma, who makes an excellent Instagram model.

You used to have a white kitchen. Why did you choose a black kitchen now?

When we started our construction project in 2018, our bright kitchen was only two years old. We had it designed for our semi-detached house, and we still liked it. But already during the construction of the new house, according to my family, I kept raving about a black kitchen. Nevertheless, we let reason prevail and initially moved our bright kitchen with us. So, when we finally got the black kitchen at the end of 2021, a little heartfelt wish of mine was fulfilled.



Nolte Küchen X @hausfuerfrieda



THE WHOLE THING.

Everything we have!

*Our fronts, colour options,
materials and decor finishes:
The choice is yours.*



ALL OPTIONS AT A GLANCE

This is where you can quickly find your way about all available options: the next few pages show you our wide range of fronts that are manufactured in line with the innovative Matrix 150 grid system and can feature any handle you choose – all clearly structured by price group.



LAMINATE

A high-quality, soft mat and extremely hard-wearing laminate surface with anti-fingerprint properties.



LACQUERED LAMINATE

An extremely calm looking surface and optimum durability are characteristic of lacquered laminate. The fronts are made from an engineered wood panel with a lining lacquered in the course of the production process. High gloss or soft mat, just as you choose.



GENUINE LACQUER

High-gloss genuine lacquer fronts are lacquered in several coats and then polished to produce a sealed and particularly smooth surface. Besides high-gloss fronts, fronts are also available with a soft mat genuine lacquer finish. The latter captivates with its interesting feel.



GENUINE GLASS

Genuine glass fronts – luxurious and homely. Coated with adhesive throughout, a back-lacquered pane of toughened safety glass is bonded to the high-quality substrate material. The extremely hard-wearing glass front gives the kitchen a modern transparency and feeling of space.



REAL WOOD

As an authentic and genuine natural product, wood conveys warmth and a sense of security. The natural variations in colour and texture visible in the grain are an inherent part of wood. Used in the kitchen, the natural material lends itself to quality craftsmanship while conveying its charm and character.



REAL METAL

The real metal fronts give your kitchen an authenticity that oozes with character: several layers of a mixture of metal particles, resins and colour are applied to a base panel made of engineered wood and sealed with clear lacquer. The result additionally impresses with a magnetic effect.



REAL CEMENT

The unusual feel of this surface is produced by creating irregular depressions in a panel made of engineered wood. It is then hand-coated with cement, silica and coloured lacquer and afterwards additionally sealed with clear varnish. Robust beauty for combinations so very rich in contrast.



REAL STONE

Stone is a pure, genuine natural material that radiates stability and durability. Natural variations in color and texture are unmistakable features. The surface made from a quartz-dolomite mixture creates a slightly rough texture that emphasizes the exceptional character of this material.

MANHATTAN UNI




Arctic white White Magnolia Sahara Platinum grey Quartz grey Graphite Olive Black green Henna red

MANHATTAN




Kiruna birch Holm oak Chalet oak Volcanic oak Oak graphite silver Oak nero

LUCCA




Cement saphire grey Cement agate grey Cement anthracite

ARTWOOD



Natural bough oak Rustic wild oak Oak ventura Walnut cuba

ARTLINE




Stripe wood crema Stripe wood coffee

STONE



White concrete Concrete Basalt

FEEL




Arctic white soft mat White soft mat Magnolia soft mat Sahara soft mat Lava soft mat Platinum grey soft mat Quartz grey soft mat

METAL




Steel grey

LUX




High-gloss arctic white High-gloss white High-gloss magnolia High-gloss sahara High-gloss lava High-gloss platinum grey High-gloss quartz grey

PLUS



White soft mat Platinum grey soft mat Lava soft mat Quartz grey soft mat Graphite soft mat Black soft mat Black green soft mat

FOCUS




White soft mat Magnolia soft mat Platinum grey soft mat

PORTO




White soft mat Platinum grey soft mat Graphite soft mat

FLAIR




White / Edge stainless steel look White / Edge brass look White / Edge volcanic oak Black / Edge stainless steel look Black / Edge brass look Black / Edge volcanic oak

FINE LACK



High-gloss arctic white High-gloss white High-gloss platinum grey High-gloss graphite

ALPHA LACK



High-gloss arctic white High-gloss white High-gloss magnolia High-gloss sahara

SIGMA LACK




White soft mat Quartz grey soft mat

NOVA LACK




High-gloss arctic white High-gloss white High-gloss magnolia High-gloss sahara High-gloss platinum grey High-gloss quartz grey High-gloss graphite High-gloss night black

FERRO




Blue steel Corten steel

TAVOLA



Oak pinot Oak barolo

PORTLAND



Cement sapphire grey Cement agate grey Cement anthracite

CANTERA



Sand lime cream Sand lime lava grey

GLAS TEC PLUS



High-gloss white

GLAS TEC SATIN




White

ELEGANCE



High-gloss white

LEGNO



Oak champagne Oak truffle Oak sepia



Perfectly balanced *in any combination*



Colour is
Inspiration, stimulation, creativity.
Colour is life.


And provides virtually *endless*
ways of individualising a kitchen.

Warm colours are stimulating,
while cool colours tend to be calming.

Tone in tone creates *harmony*,
while a clear contrast creates
exciting highlights.

In short: nothing influences the atmosphere
of a room more than colour.

With this in mind,
get to know our colour concept –
and get to know precisely *your kitchen*.



SOFT LACK



TORINO LACK



FRAME LACK



WINDSOR LACK




LUGANO LACK



PERFECT BOTH INSIDE AND OUT – OUR CARCASE DECORS


Whichever of our kitchens you choose: it's only perfect when it also meets the highest quality standards on the inside too. This is why the carcasses of every kitchen we make come with the same finish on the inside as they do on the outside to ensure an overall look of consistency – not only for wood hues but for all plain colours too.



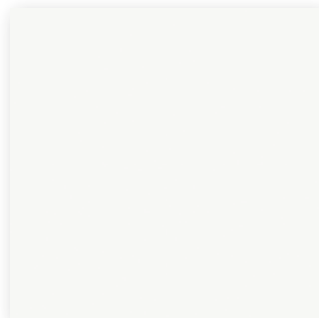
Natural bough oak




Chalet oak



Volcanic oak



Arctic white




Platinum grey




Quartz grey




Graphite



White



Magnolia



Sahara




Concrete



Gloss white



Gloss magnolia



Gloss sahara



What impresses you at first sight will continue to excite you in everyday use: harmony and perfection carried through on the inside.

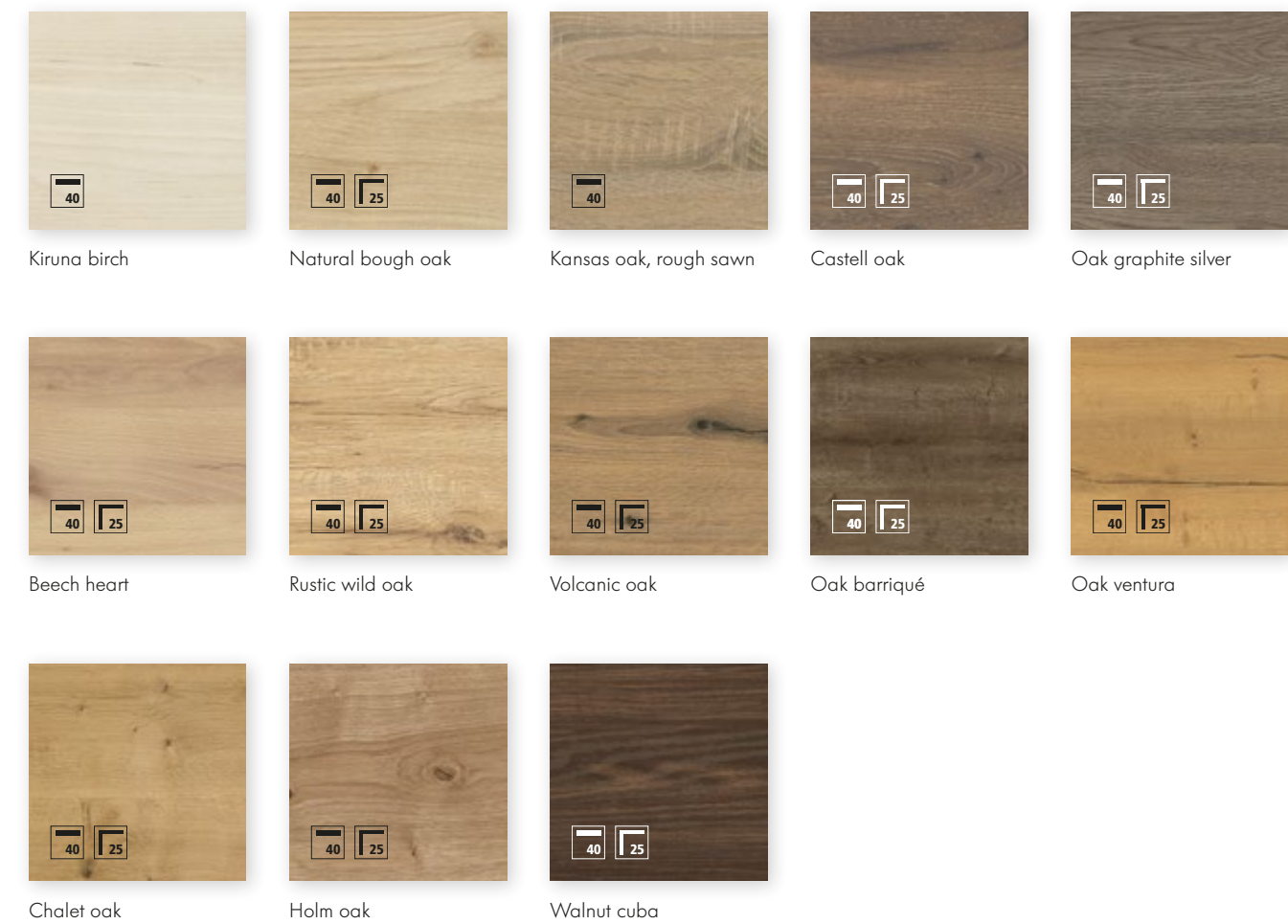

SEALED IS WELL SEALED

With Nolte Küchen, you can take this quite literally: doors with edge seals close so perfectly that hardly any dust gets inside the cabinet.



NATURAL CHARM OR COOL ELEGANCE – WORKTOPS IN STONE LOOK, PLAIN COLOURED OR IN WOOD EFFECT

Once the quality is right, it's a matter of design. For our worktops, this means: the choice is entirely yours. Clear plain colours lend the kitchen elegance, with a realistic stone look giving the entire room structure. Anyone preferring a warm and homely environment in the kitchen sooner or later realises there is no way past a worktop in wood effect. Choose from a wide range of decors to suit your taste, and all of course in a high-quality finish to meet your exacting expectations on design.



“ The way we operate today is set to determine the world we leave behind for our future generations. Sustainability is our promise for a better future. ”

Inherent throughout our entire company and its entire value chain, the guiding principle of sustainability is reflected in everything we do and the way we think. It is firmly embedded in our broad-ranging corporate strategy with a view to achieving lasting improvements for mankind and nature.

The grounds of Nolte Küchen have been home to local bees since the summer of 2023, and they have already brought in their first nectar into their hive. They not only provide delicious honey but are also indispensable pollinators, making a significant contribution to the preservation of many plant species.

OUR COMMITMENT TO ...



THE COMPANY

As a matter of good corporate governance and the associated values, we have established resilient structures, processes and partnerships over a period of many years. High quality; modern aesthetics, sustainability and an attractive price-performance ratio are the factors that are always taken into account in our product range. So, for instance, over 99% of the woods we use complies with the principles of sustainable wood criteria.



THE ENVIRONMENT

As a company, we have made it our aim to maintain a responsible and sustainable use of natural resources. Thanks to our effective climate management, we are able to manufacture our products in a climate-neutral manner at our two operating bases in Löhne and Melle. The main fuel sources at Nolte Küchen are certified green electricity and our boilers, which operate with offcut wood from production.



THE PEOPLE

Our members of staff are particularly close to our heart. Their dedication, knowledge, experience and curiosity are what define us as Nolte Küchen. For this reason, we are pleased to assist our staff in furthering their development – both on the work side through basic and further training as well as on a private level by respecting and enhancing their work-life balance.



THE SOCIETY

Ever since Nolte Küchen was first founded, we have cultivated close ties with the region, and we actively foster its well-being and growth. Social commitment is a tradition for us, and we have placed great emphasis on it from the very first day. We help people and regions in emergency situations, such as educational institutions, associations and foundations that are involved in child protection. Our credo: support is given where support is needed.



Discover here the
**NOLTE
SUSTAINABILITY
REPORT**



Living in the kitchen ...

... is a message you can take literally where Nolte Küchen is concerned. Here you will find everything to make your dream kitchen come true: to suit virtually any budget, any expectation and always in top quality – made in Germany.



VF-KJ24-GB
Subject to technical change without notice. Colour shades in this catalogue may sometimes vary slightly from original colours for printing and photographic reasons. Nominal charge € 5
Nolte Küchen GmbH & Co. KG | Anni-Nolte-Strasse 4 | 32584 Löhne | Phone +49 57 32 8990 | www.nolte-kuechen.com



nolte[®]
KÜCHEN